



# Shire of Pingelly

## Annual Residents' Survey



---

**DRAFT**

---

Report | August 2018



## Table of Contents

Research background, objectives and method	Page 3
Executive summary	Page 4
Main findings	Page 5
Importance	Page 11
Performance	Page 14
Willingness to pay for improvements	Page 21
Future direction	Page 23
Volunteering	Page 28
Communication	Page 31
Further Comments	Page 34
Sample profile	Page 36
Verbatim – see separate excel report	

## Research background, objectives and method

### Background:

- In 2018, Key Research was commissioned to undertake a community survey for the Shire of Pingelly, similar to the community surveys conducted in 2011, 2015 and 2016
- This report covers the findings from the 2018 research and compares results against the results for previous years

### Research Objectives

- Determine the relative importance of, and satisfaction with, various services and facilities
- Understand residents' willingness to pay for desired improvements
- Identify activities that residents view as being the most important priorities in the short term
- Understand residents' perceptions around the redevelopment of sports, recreation and social facilities
- Establish what factors make Pingelly special to its community

### Method

- The study consisted of 100 telephone interviews with residents in the Shire of Pingelly area
- Interviewing took place between 24 March and 4 April 2018
- The overall results have a margin of error of +/- 9.8% at the 95% confidence level
- The following steps were taken to ensure objectivity, validity and reliability of the study:
  - The questionnaire was designed by executives from Key Research in partnership with Localise and the Shire of Pingelly
  - Respondents were selected using a random number generation service
  - All telephone interviews were conducted by trained and experienced interviewers from Thinkfield WA, a division of Key Research

### Notes

- Note: due to rounding, % may add to plus or minus 1% over or under 100%

## Executive Summary

The fieldwork for the 2018 Community Survey was undertaken subsequent to the closure of the IGA. This had a noticeable impact on the mood and confidence of the community which is evident in the results and makes comparison with previous years difficult for some of the questions.

1

### **Safety, Infrastructure and Community Facilities are Important**

- Bush fire control, medical services, roads, waste management and the Community Resource Centre are the most important features making the Shire an ideal place to live.

2

### **Perceptions of the Shire's performance are mixed**

- Close to half (47%) of residents rated the Shire of Pingelly as performing 'good' or better (rating 7 to 10 out of 10). This score represents a decline in performance (or perceptions of performance) compared to previous years.
- The important bush fire control services, waste management and the Community Resource Centre are aspects residents believe the Shire performs best.
- The also important medical services and facilities, and roads are, however, seen as being performed less well. Roothing is among the worst performed aspects of service and is highlighted as an opportunity for the Shire to improve. Rural roads are considered to be in worse condition than urban roads.
- There is some appetite to pay more for improved services, particularly the Community Resource Centre, which is clearly being valued by the community. There is also some inclination to pay more for improved medical services and roads.

3

### **Residents have high hopes for the future**

- Three quarters of residents anticipate they will be living in the Shire for at least the next five years
- Looking ahead 10 to 15 years, residents would like to see economic growth in the Shire, with the advantages of this being more people in the area and greater employment opportunities. Economic growth is the aspect residents rated as being performed least well currently.

4

### **Continue using the Pingelly Times to disseminate information**

- The Pingelly Times remains the main source of information about the Shire and its activities, with the Shire's website and social media being used by small groups of residents.



## Main findings

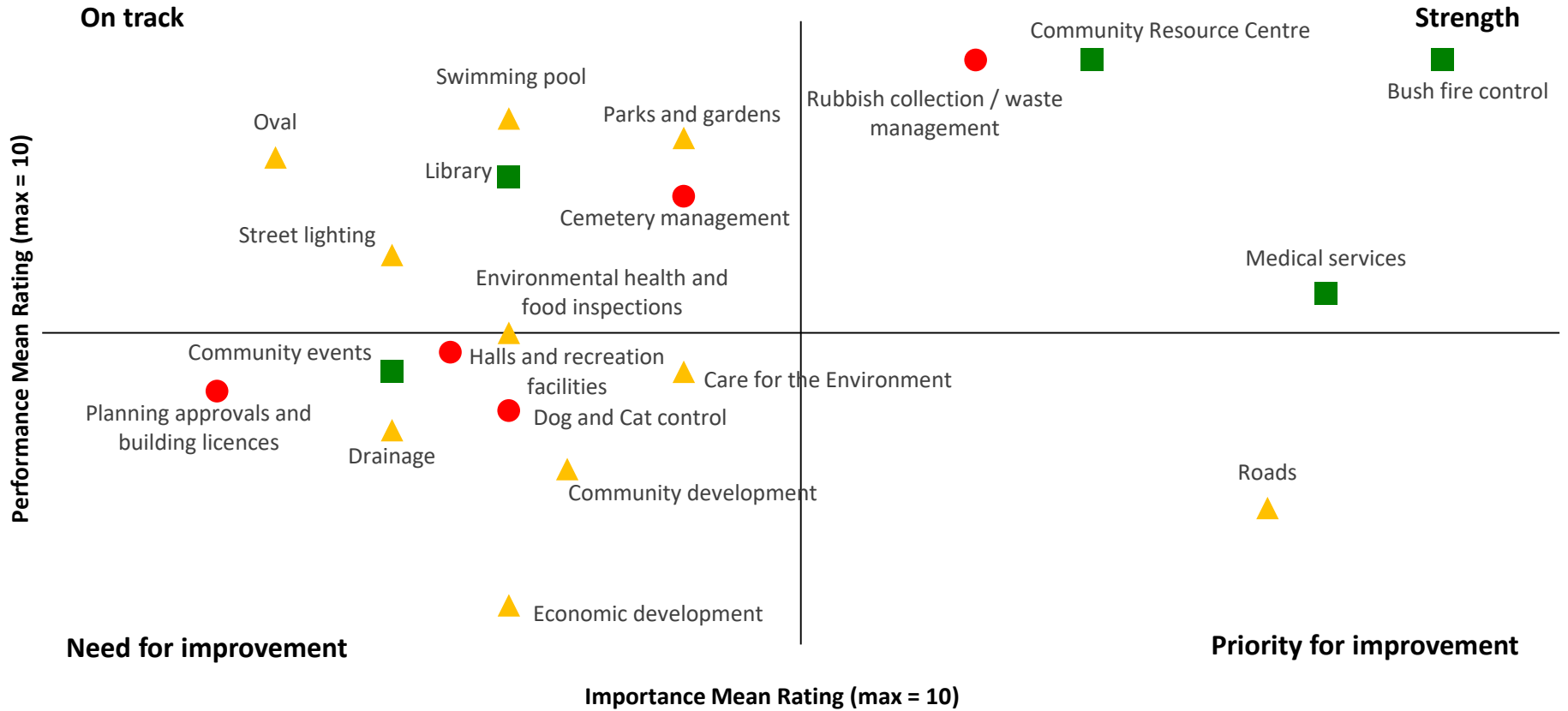
*'Bush fire control', 'Community Resource Centre' and 'Rubbish collection/waste management' some of the most important and best performing areas, while roads which is also important is in the bottom five for performance*

**Dashboard 1: Top and Bottom 5 for Importance and Performance**

Importance	Performance
<b>Top 5</b>	
<b>Bush fire control</b>	<b>Bush fire control</b>
Medical services	<b>Community Resource Centre</b>
<b>Roads</b>	<b>Rubbish collection/waste management</b>
<b>Community Resource Centre</b>	Swimming pool
<b>Rubbish collection/waste management</b>	Parks and gardens
<b>Bottom 5</b>	
Street lighting	Dog and Cat control
Drainage	Drainage
Community events	Community development
Oval	<b>Roads</b>
Planning approvals and building licences	Economic development

1. Sample: n=100  
 2. Q3. Importance  
 3. Q4. Performance  
 4. Excludes 'Don't know' responses

## Dashboard 2: Priority Areas for Focus



Willingness to pay: ■ Most willing to pay more ▲ Willing to pay more ● Least willing to pay more

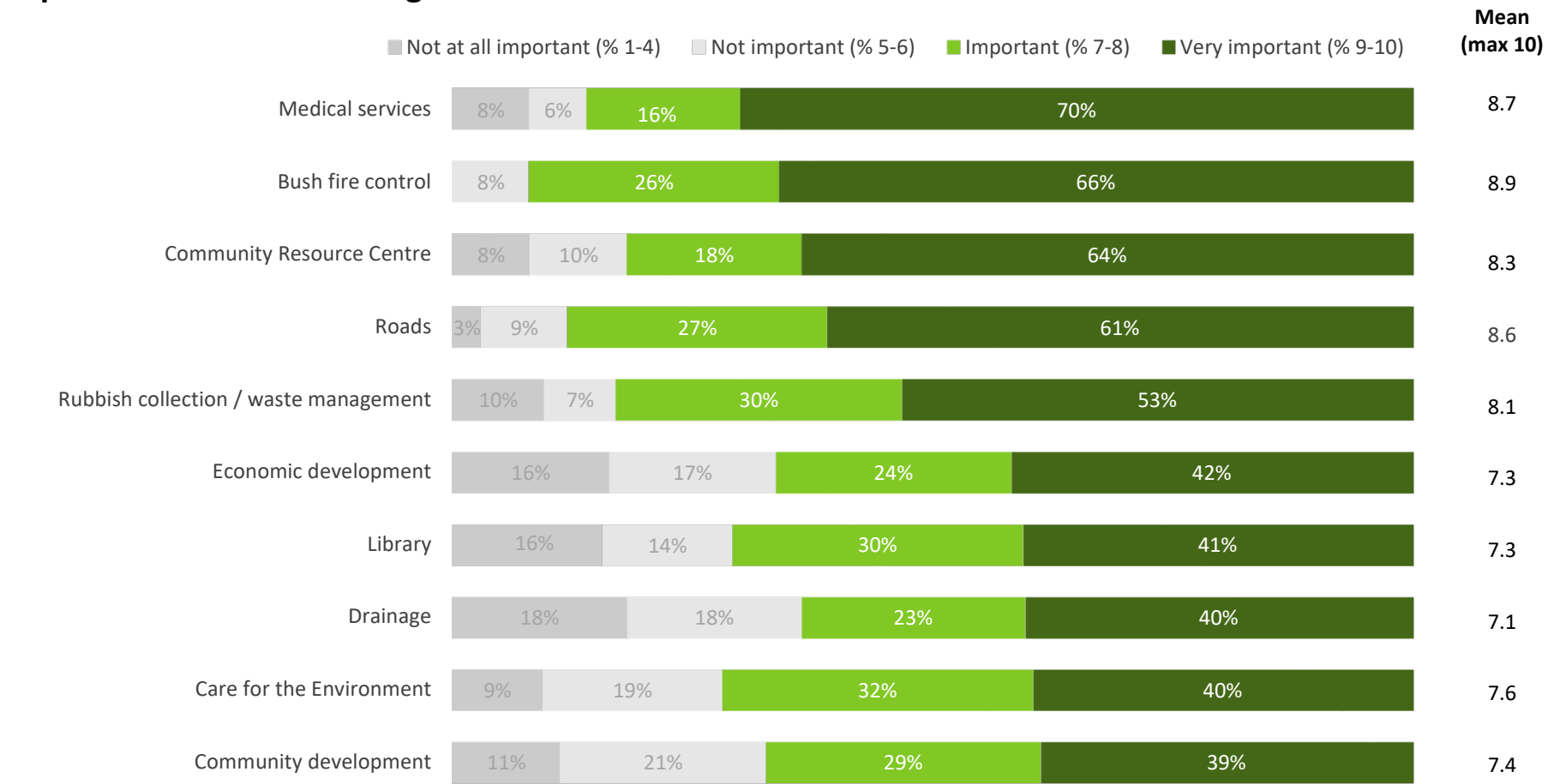


## Importance



Residents see safety services (namely medical and bush fire control services), infrastructure and the Community Resource Centre as the most important features of the Shire

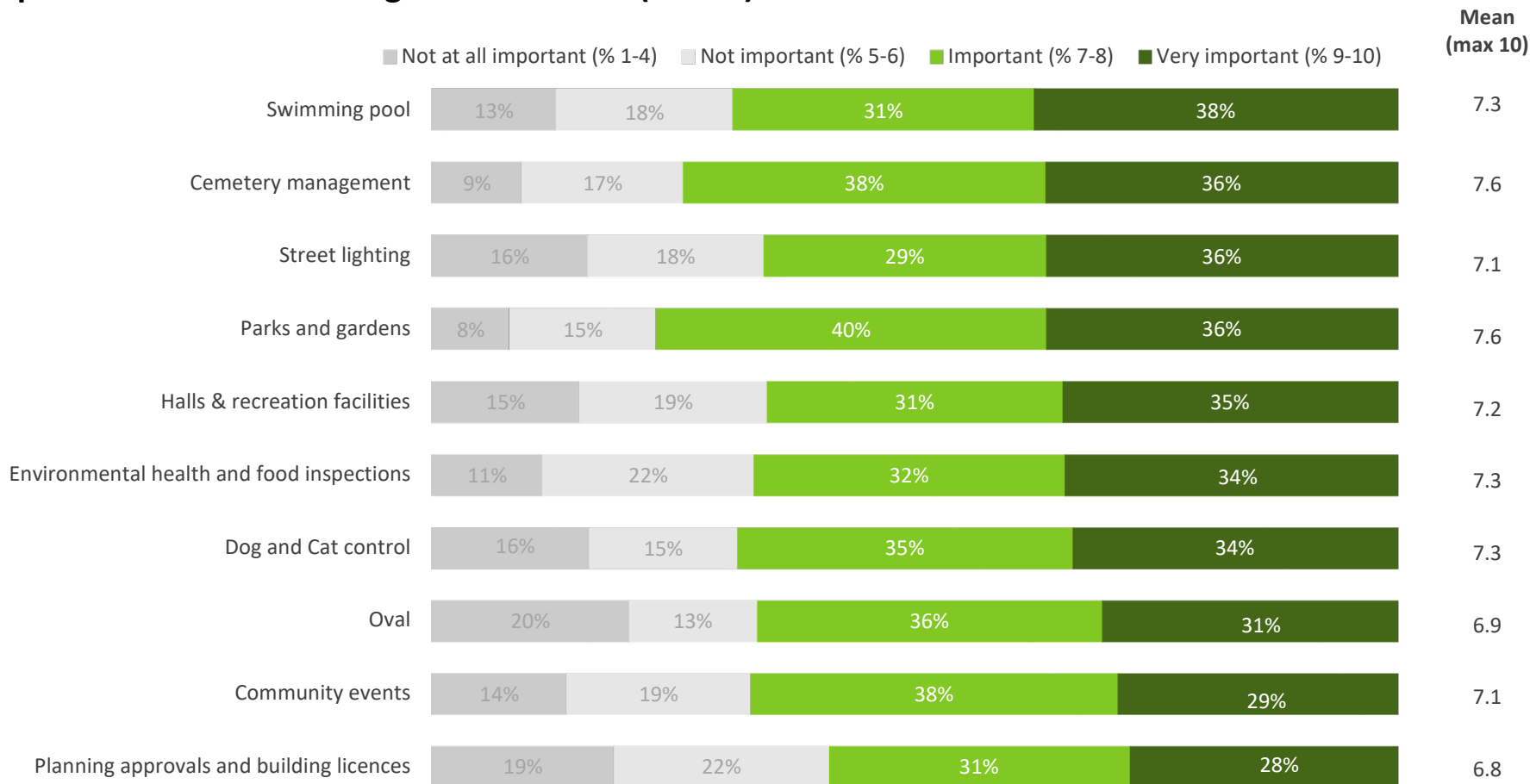
### Important factors in making the Shire ideal



1. Sample: n=100  
 2. Q3. When you think of the Shire of Pingelly as a place to live, how important are the following to making the Shire of Pingelly ideal? Please rate this on a scale of 1 to 10 where 1 is not at all important and 10 is very important  
 3. Excludes 'Don't know' responses

Regulatory type services (planning approvals and licences, dog and cat control, food inspections), community events and the oval are seen as being less important

### Important factors in making the Shire ideal (cont'd)



1. Sample: n=100  
 2. Q3. When you think of the Shire of Pingelly as a place to live, how important are the following to making the Shire of Pingelly ideal? Please rate this on a scale of 1 to 10 where 1 is not at all important and 10 is very important  
 3. Excludes 'Don't know' responses

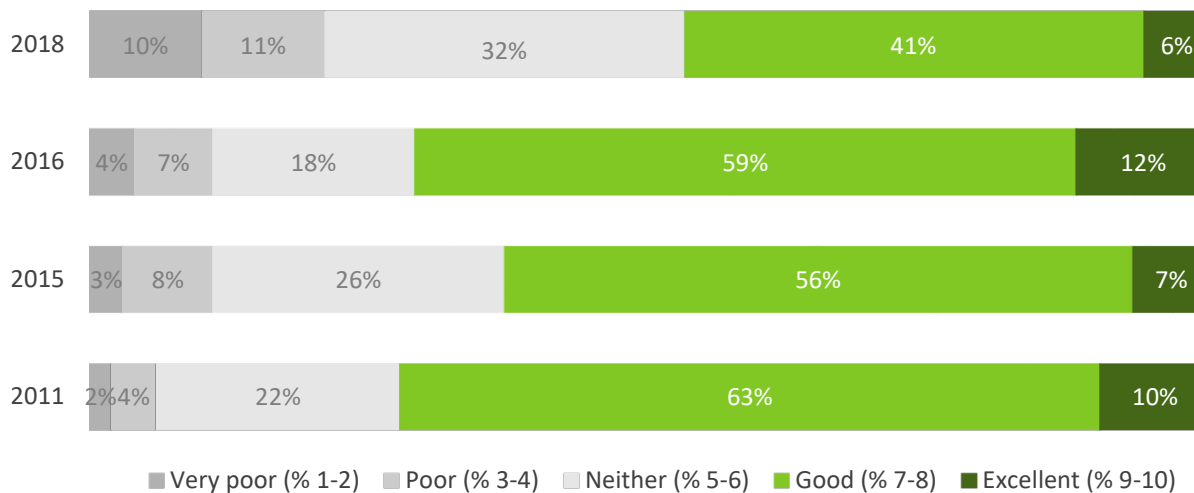


## Performance



Close to half rate the Shire of Pingelly as performing well, while one-fifth suggest its performing poorly

## Overall performance

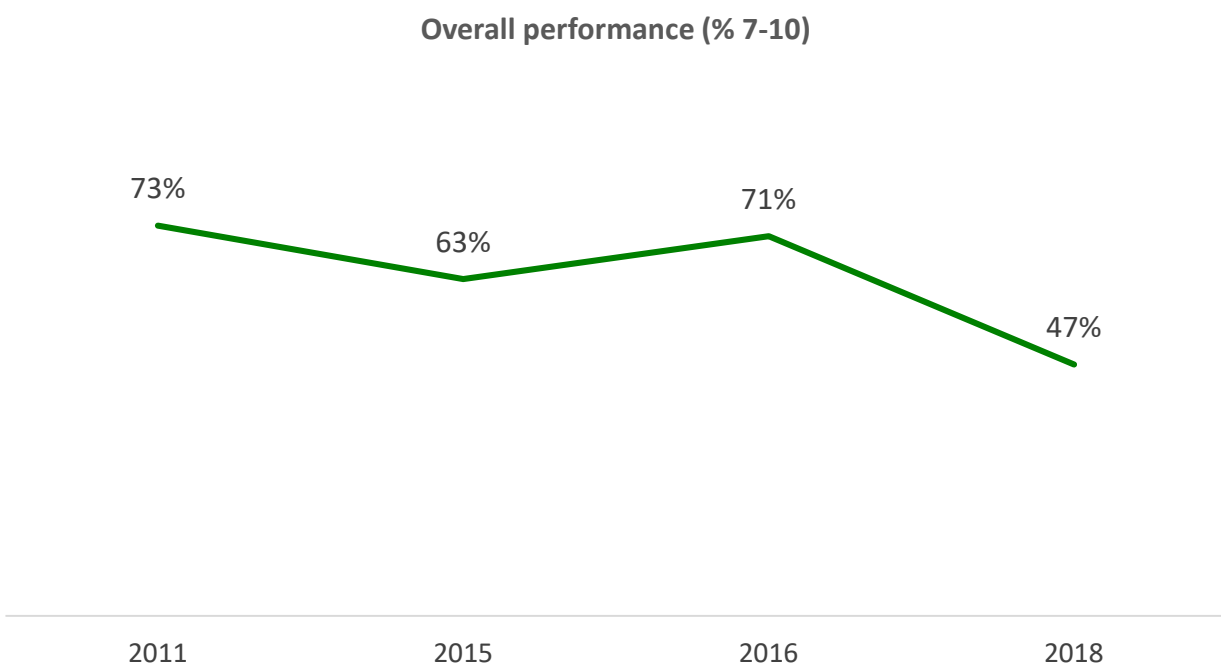


1. Sample: n=100  
 2. Q5. Overall, how would you rate the performance of the Shire of Pingelly? Please rate this using the same scale as before  
 3. Excludes 'Don't know' responses



In 2018, satisfaction with the Shire of Pingelly has decreased compared to previous years

### Satisfaction over time

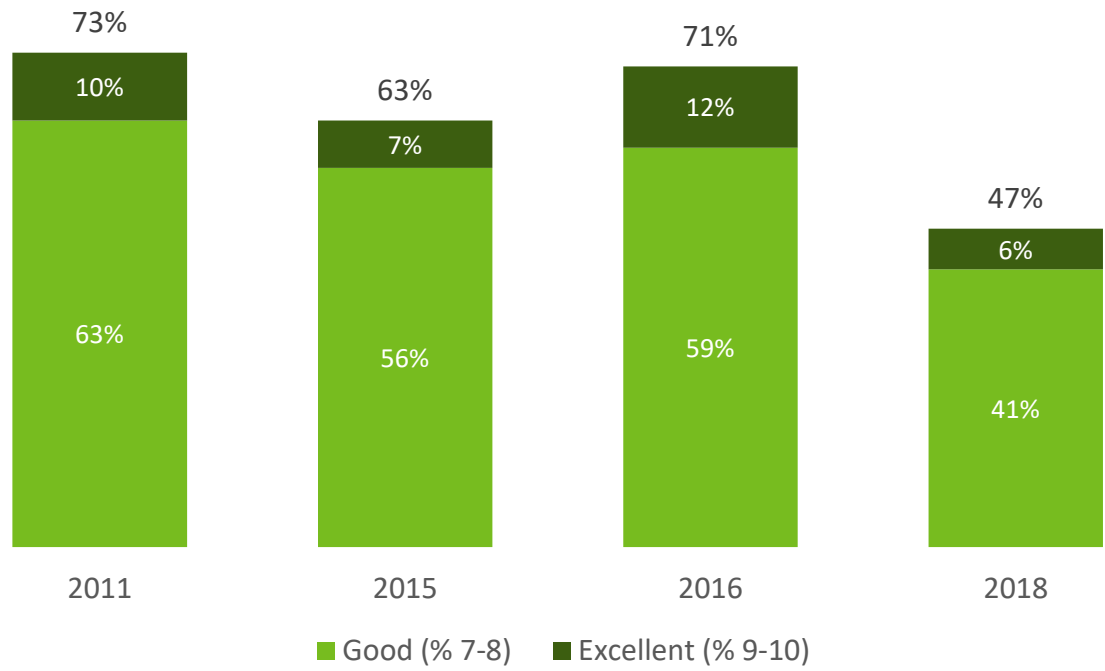


1. Sample: n=100  
2. Q5. Overall, how would you rate the performance of the Shire of Pingelly? Please rate this using the same scale as before  
3. Excludes 'Don't know' responses



In 2018, close to half rate the Shire of Pingelly as performing to a 'good' level or better, a decrease compared to previous years

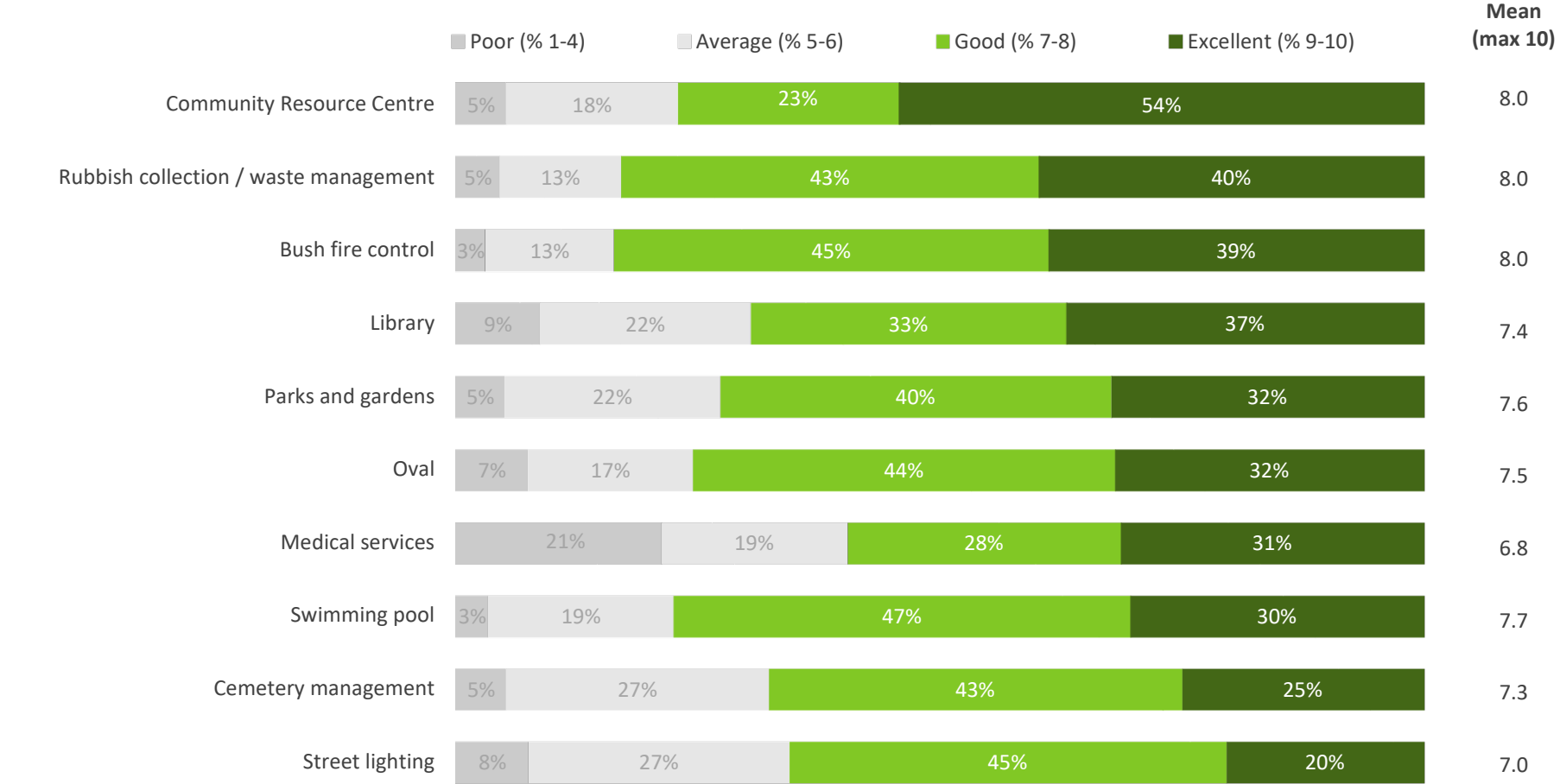
### Overall performance



1. Sample: n=100  
2. Q5. Overall, how would you rate the performance of the Shire of Pingelly? Please rate this using the same scale as before  
3. Excludes 'Don't know' responses

The important Community Resource Centre, rubbish collection and bush fire control services are being performed well, while the also important medical services are performed less well

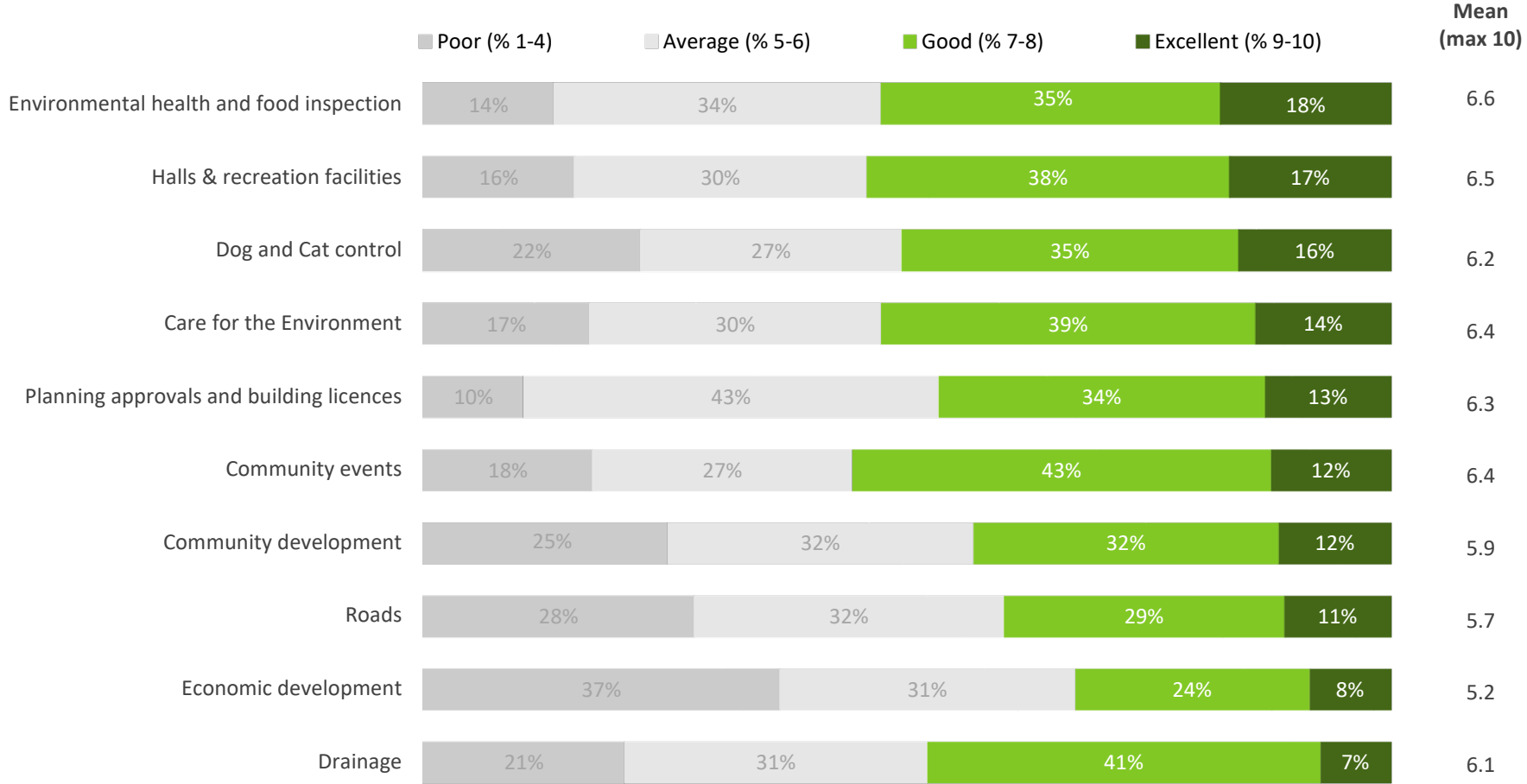
### Performance ratings



1. Sample: n=100  
 2. Q4. And how would you rate the performance of the Shire of Pingelly on each of these services and facilities? Again, please rate this on a scale of 1 to 10 where 1 is poor performance and 10 is excellent performance  
 3. Excludes 'Don't know' responses

# Economic development and roads are the areas rated as being performed least well by residents

## Performance ratings (cont'd)

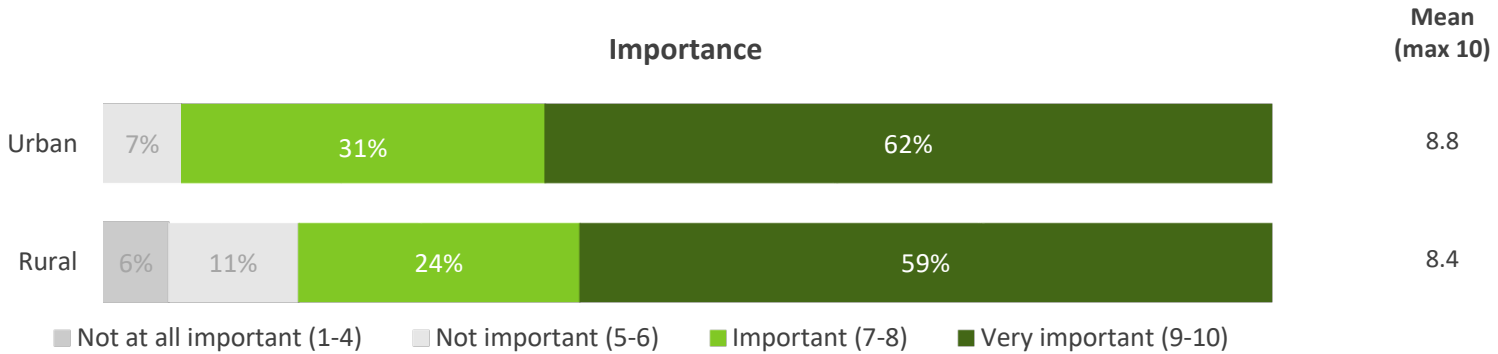


1. Sample: n=100  
 2. Q4. And how would you rate the performance of the Shire of Pingelly on each of these services and facilities? Again, please rate this on a scale of 1 to 10 where 1 is poor performance and 10 is excellent performance  
 3. Excludes 'Don't know' responses

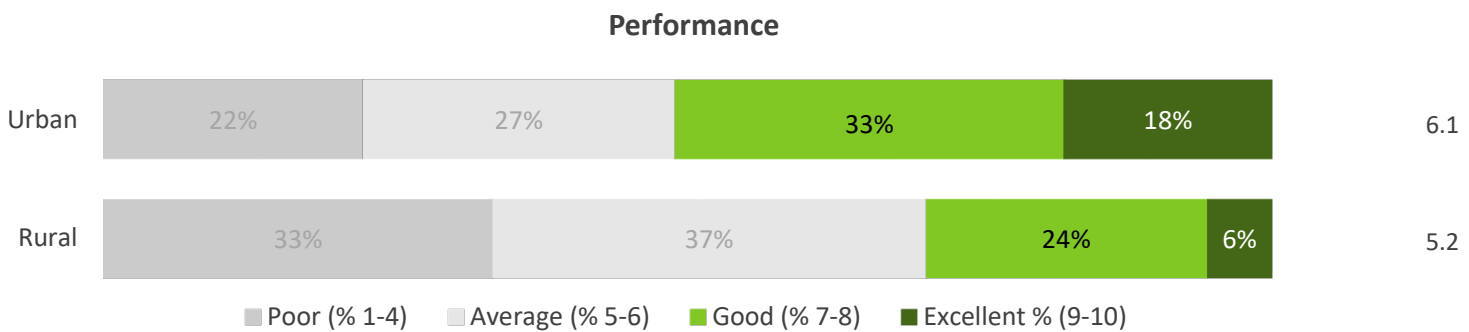


As roads are considered to be important but are among the elements being performed least well, this represents an opportunity for the Shire of Pingelly to improve

### Roads – importance and performance by urban and rural residents



Residents are less satisfied with rural roads than with urban roads.



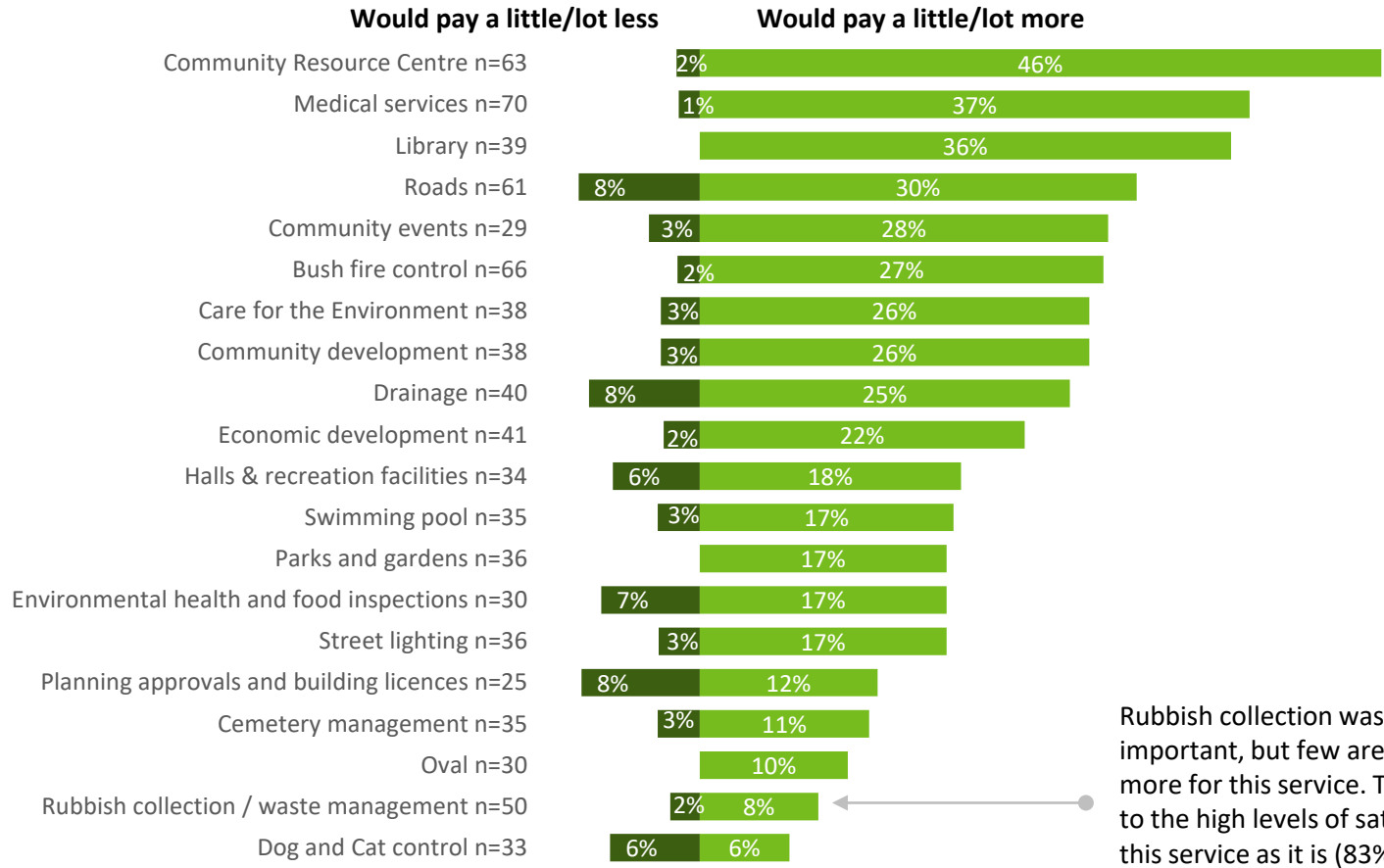
1. Comparison of importance and performance for Roads x urban and rural participants. n=45 urban residents, n=54 rural residents  
 2. Excludes 'Don't know' responses



Willingness to pay for improvements

Residents are willing to pay for most of the services considered important, including the Community Resource Centre, medical services, roads, and bush fire control

### Willingness to pay more for service or facility



Rubbish collection was also rated as important, but few are willing to pay more for this service. This may be due to the high levels of satisfaction with this service as it is (83% rated the service as 'good' or better).

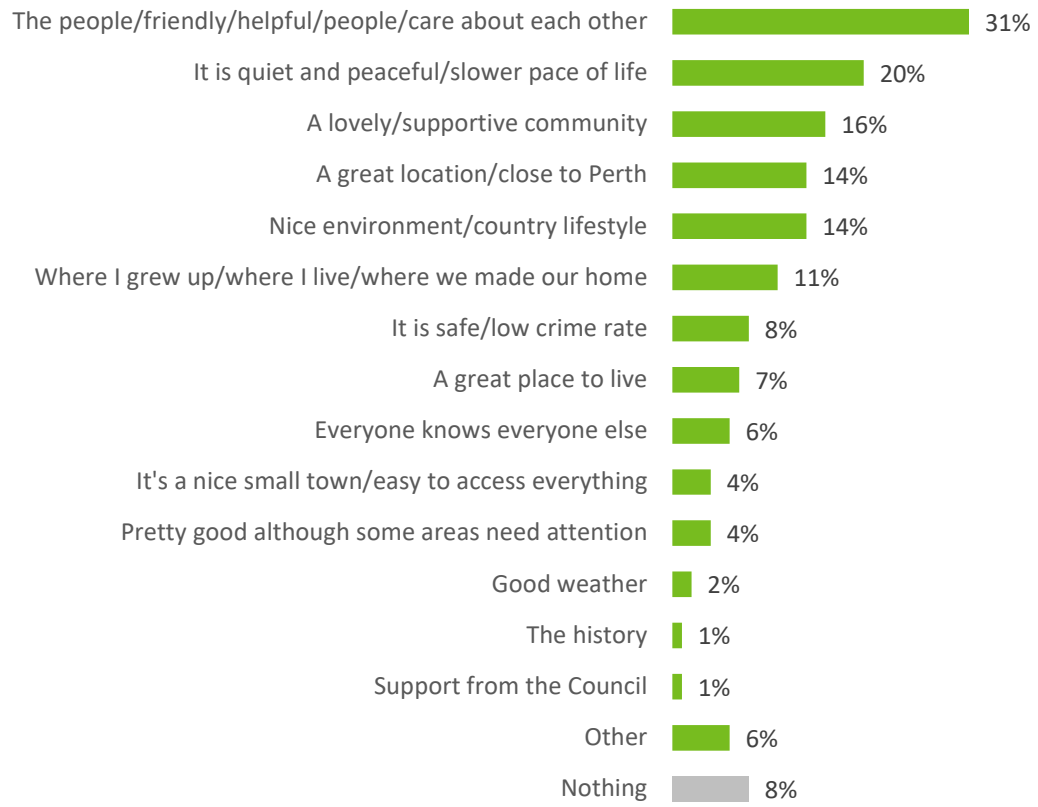
1. Q6. Would you be willing to pay more to improve this service or facility? Residents who rated the service or facility a 9 or 10 out of 10 for importance  
 2. Excludes 'Don't know' responses



## Future Direction

Features that make the Shire a special place to live include the people, the supportive community, and the combination of the peaceful country lifestyle while being close to Perth

### Most special thing about the Shire



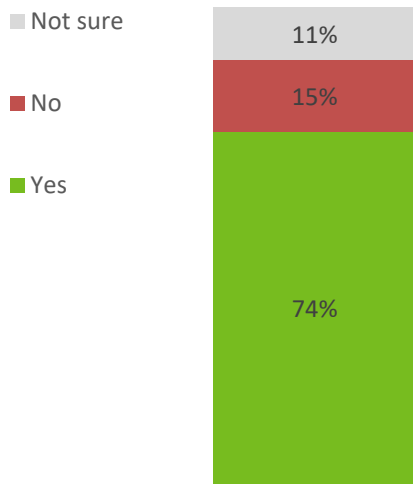
1. Sample: n=100  
 2. Q12. Thinking now about what makes the Shire of Pingelly a special place to live, in your opinion, what is the most special thing about it? Open ended. Multiple response



Most residents are likely to stay in the Shire of Pingelly for at least the next five years.

### Likelihood of living in the Shire in five years time

Still likely to be living in the Shire in five years



1. Sample: n=100  
2. Q7. Do you think you are likely to still be living in the Shire of Pingelly in 5 years' time?  
3. Q8. Why do you say that? n=14 No/not sure. Open ended

Encouraging economic growth and prosperity to the Shire are the areas that residents talk of as important for now and in the future

### Most important activities for the Shire to focus on now and in the future

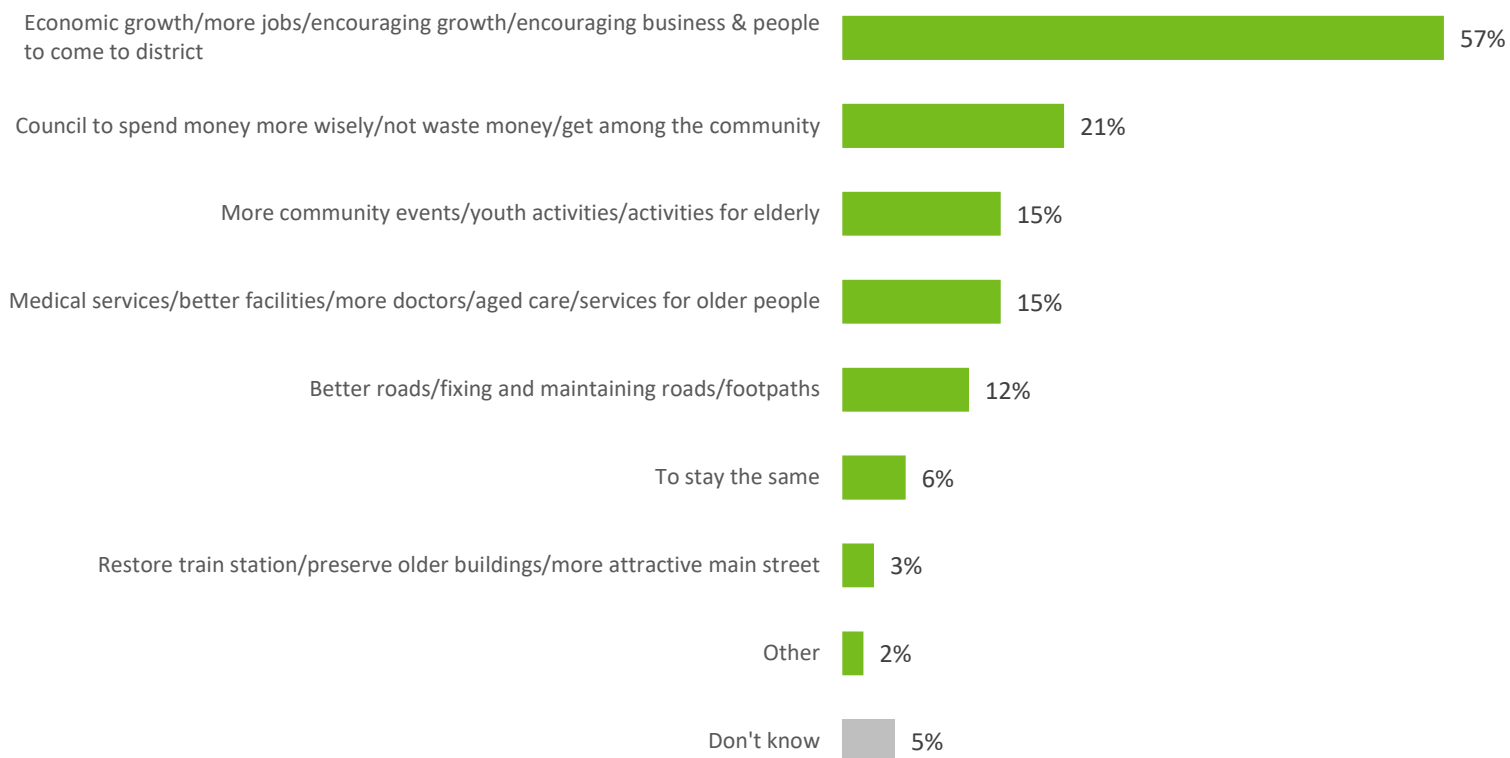
Activities to focus on <u>now</u> (first mention)	%	Activities to focus on in the <u>future</u> (first mention)	%
Economic growth/more jobs/encouraging growth/encouraging business & people to come to district	33%	Economic growth/more jobs/encouraging growth/retain businesses/encouraging business & people to come to the district	21%
Better roads/fix and maintain roads/footpaths	18%	Medical services/better facilities/completion of health services/more doctors/aged care/services for older people	12%
Council to spend money wisely/not waste money/get among the community	16%	Council to spend money more wisely/not waste money/maintain rates	12%
More sports and recreational facilities	8%	Community events/youth activities/activities for the elderly	11%
More community events/youth activities/activities for elderly	8%	Promote the town/highlight points of difference/encourage tourism	11%
More medical services/better facilities/more doctors/aged care/services for older people	7%	Better roads/fixing and maintaining roads/footpaths	7%
More housing	3%	Employment opportunities for youth	6%
Restore train station/preserve older buildings/more attractive main street	2%	Encourage sports/sporting facilities maintained/current plan re new facilities implemented	4%
Improving/fixing drainage	1%	More affordable housing/better quality housing	2%
Bush fire control/safety	0%	Retain level of services	2%
Other	3%	More schools/local school for older children	2%
No comment	11%	Preserve older buildings/take pride in appearance of town	1%
		Policing	1%
		Rubbish collection	0%
		Other	2%
		No comment	10%

1. Sample: n=100  
 2. Q10. Can you tell me what you consider to be the three most important activities that the Shire of Pingelly should be focusing on now? Open ended. Multiple response  
 3. Q11. And what are the three most important activities in the future? Open ended. Multiple response



Looking to the future (10 to 15 years), residents would like to see economic growth in the Shire of Pingelly, through encouraging businesses and people to the area

### Imagining the Shire in 10 to 15 years time



1. Sample: n=100  
 2. Q9. Now, imagine the Shire of Pingelly as you would like it to be in 10 to 15 years time. What comes to mind? Please consider things like the economy, social wellbeing, natural environment, townscape and cultural vitality. What would you like the Shire of Pingelly to be like in 10 to 15 years' time?  
 3. Excludes 'Don't know' responses



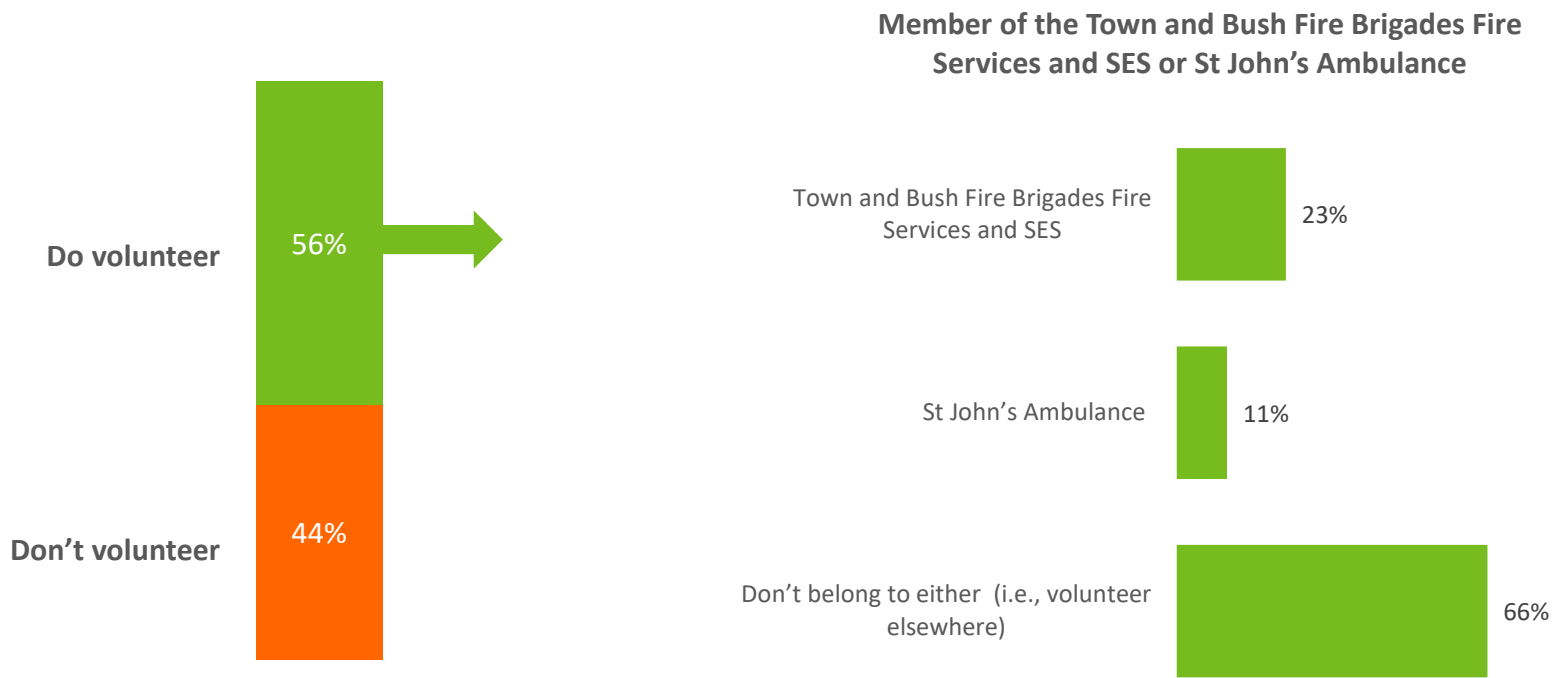


## Volunteering



Around half of residents engage in some type of volunteering; of these, a quarter volunteer for Town and Bush Fire Brigades Services and SES, and a tenth for St John's Ambulance

### Volunteering



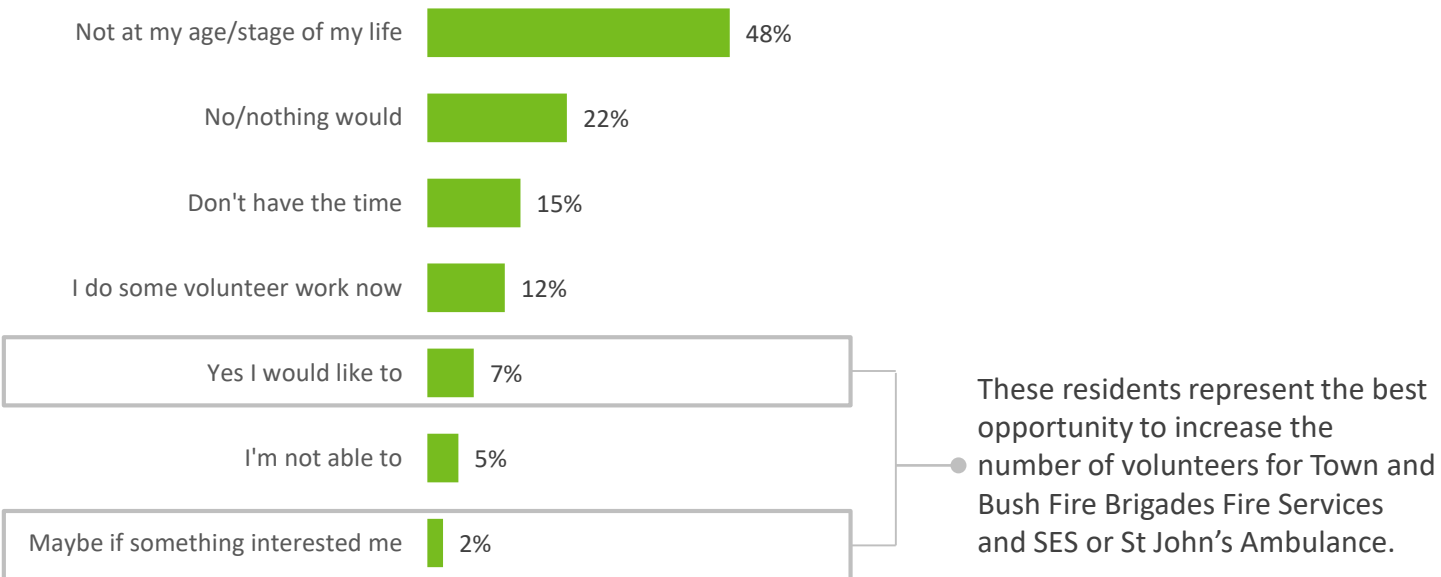
1. Sample: n=100  
2. Q19. Do you currently volunteer with any of the associations in the Shire?  
3. Q33. Are you currently a member of the Town and Bush Fire Brigades Fire Services and SES or St John's Ambulance? ? n=56



A small proportion indicated interest in volunteering for Town and Bush Fire Brigades Fire Services and SES or St John's Ambulance, but most are not interested

## Volunteering

What could encourage them to volunteer for Town and Bush Fire Brigades Fire Services and SES or St John's Ambulance



1. Sample: n=100  
 2. Q34. What, if anything, could encourage you to consider volunteering for the Town and Bush Fire Brigades Fire Services and SES or St John's Ambulance? n=81 – those who don't volunteer at all and those who volunteer but not for fire brigade or St Johns

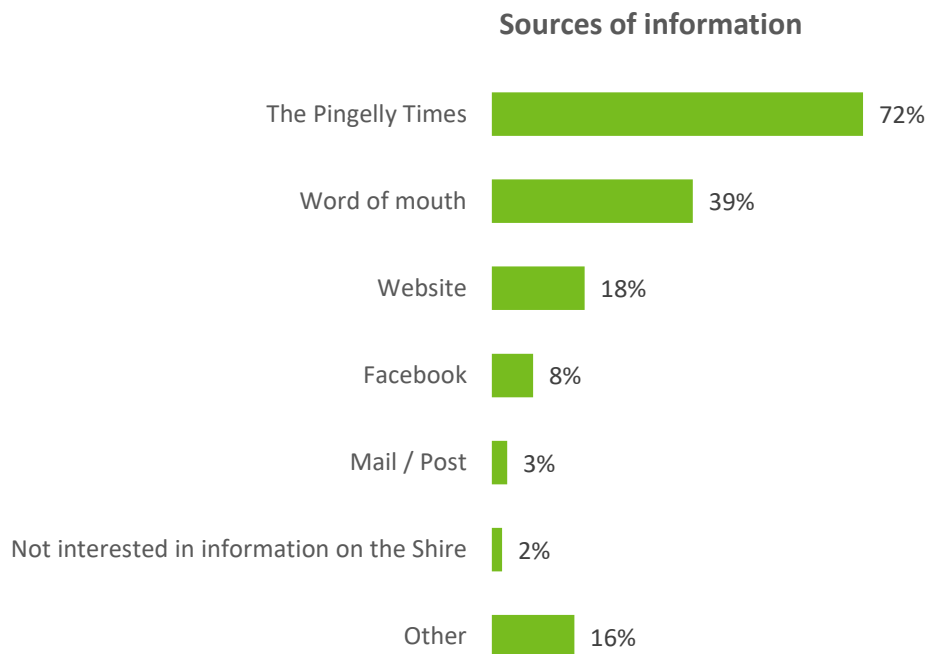


## Communication



The Pingelly Times is the main source of information about the Shire, while the website, and social media are used by smaller groups of residents

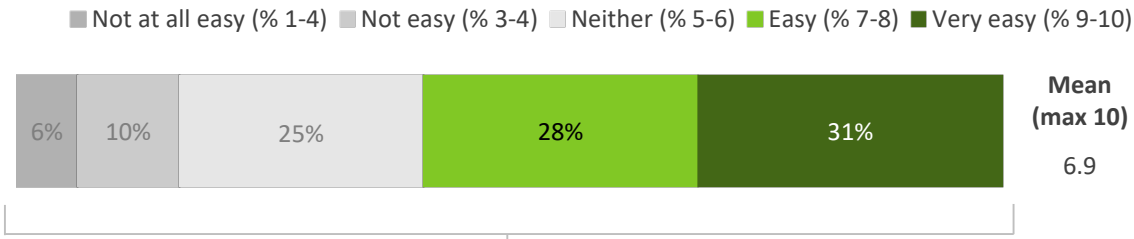
### Sources of information about the Shire and its activities



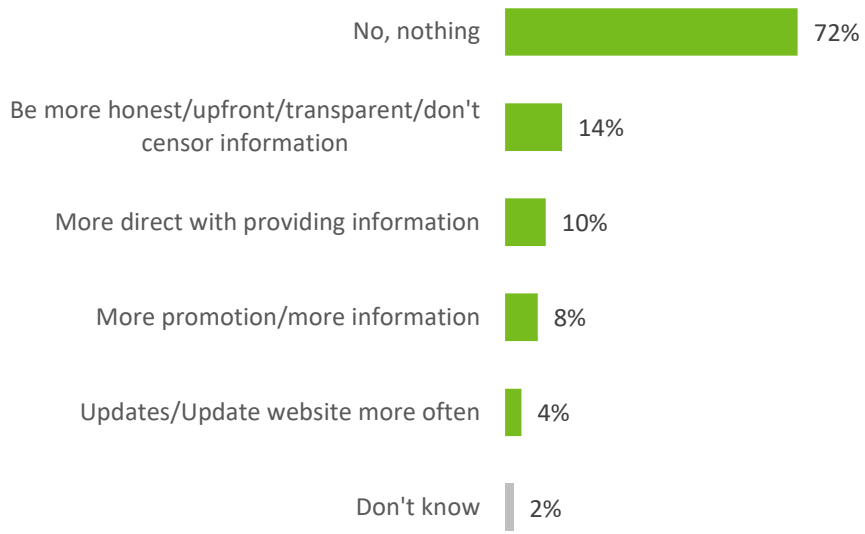
1. Sample: n=100  
2. Q23. Where do you primarily get your information about the Shire and what it is doing? Multiple response

Over half think it's relatively easy to get information about the Shire, although there is some interest in greater transparency and directness from the Shire

### Ease of getting information



### Suggested improvements to information provided by Shire



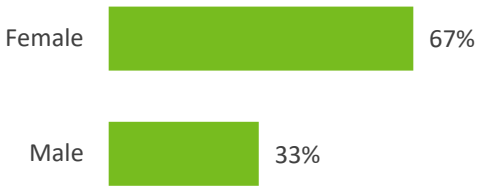
1. Sample: n=100  
 2. Q24. Overall, how would you rate the ease of getting information about the Shire and what it is doing on a scale of 1 to 10 where 1 is not at all easy and 10 is very easy? Results exclude 'Don't know' n=3  
 3. Q25. Is there anything you would like to see improved in the way that the Shire information is provided? Open ended. Multiple response



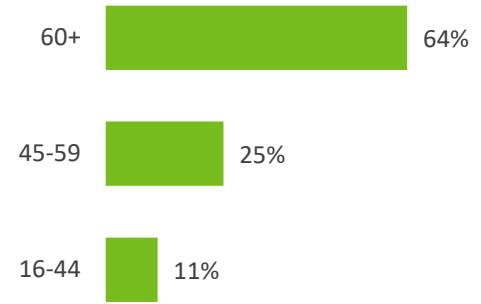
## Sample Profile

# Demographics

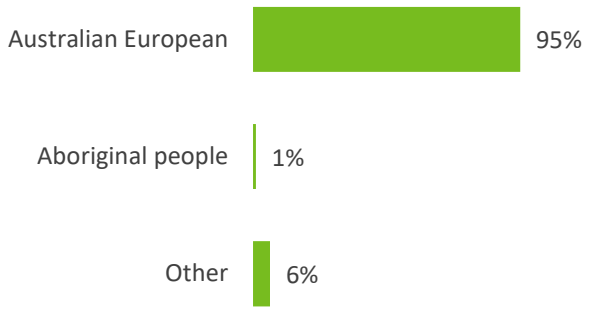
## Gender




## Age



## Ethnicity



## Location



1. Sample: n=100  
2. Ethnicity - multiple response